

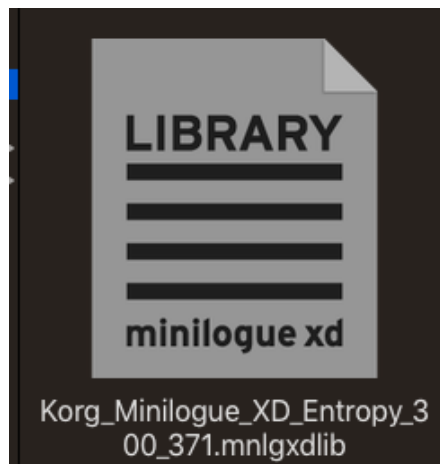
Thank you for purchasing the „Entropy Sound Pack“ for Korg Minilogue XD. Before transferring the patches to your synth, please make sure to backup your own patches first.

How to import the sound pack and the custom oscillators?

In order to install the patches properly you'll need three things

1) The free Korg XD Librarian software: https://www.korg.com/us/products/synthesizers/minilogue_xd/librarian_contents.php#part1

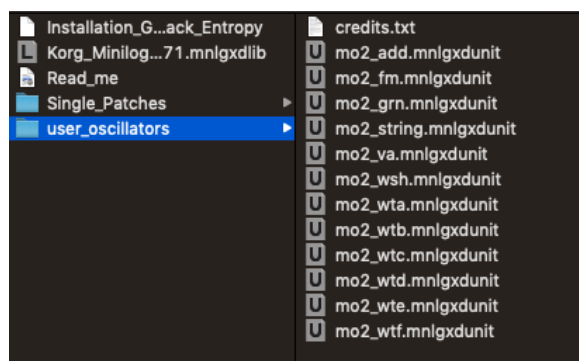
2) The Sound Pack file containing the whole library:



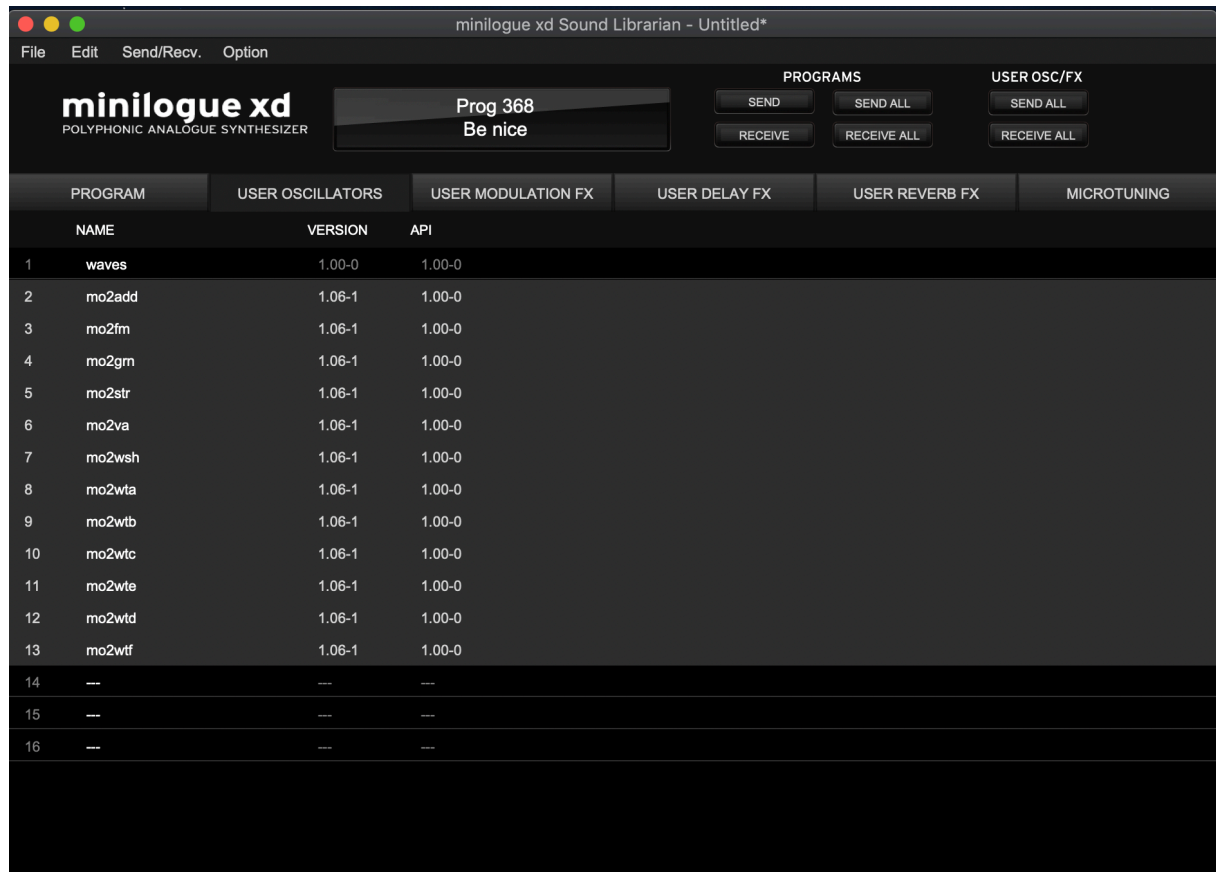
► Launch the minilogue xd Sound Librarian by dragging the library or preset files over it. **The patches are located between position 300 and position 371!** You can move them to a different location by simply select all of them and drag them to the position you like. Alternatively, you can use the single patches to just select the patches you'd like to transfer. Confirm by clicking "Send All" in the section "Programs". If you only want to transfer single patches, you can do so by hitting "Send".

Please refer to the Operation Manual included in the minilogue xd Sound Librarian for further details.

3) The free Mutable Instruments user oscillators which you can find in the included folder user_oscillators



Here comes the tricky part. Korg decided to hard code the order of the installed user oscillators to the patches. Unfortunately, the info what user oscillator has been in a patch used is not being stored. Instead it just stores the position in which the user oscillator is located in your synth. To avoid that some patches won't sound the way they should **you have to transfer the user oscillators in the exact same order as shown below:**



You can add the user oscillators per drag and drop. Once these are all in place in the correct order, please hit "SEND ALL" in the section USER OSC / FX.

Have fun!

Contact

Mail: contact@limbicbits.com